

INDEPENDENT STUDENTS, DISTRICT 4

Data from Michigan's independent, non-profit higher education institutions, 2018

- ✓ 6,096 students enrolled
- ✓ 1,424 degrees awarded
- ✓ 1,244 Bachelor's degrees awarded

96% students employed or in graduate school
6 months post-graduation

⚙️ \$82.9m institutional grants & discounts

⚙️ \$14,025 average scholarship/grant

⚙️ 12:1 student to faculty ratio

Institutions in Michigan's 4th District



3 out of 10 undergraduates receive Pell grants



6 out of 10 students are women
6 out of 10 degrees are awarded to women

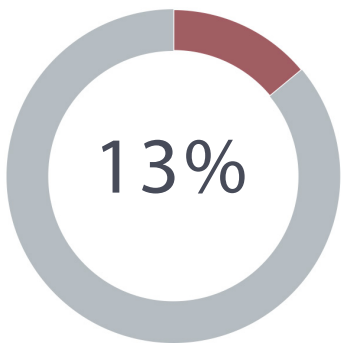


3 out of 10 students are minorities
3 out of 10 degrees are awarded to minorities

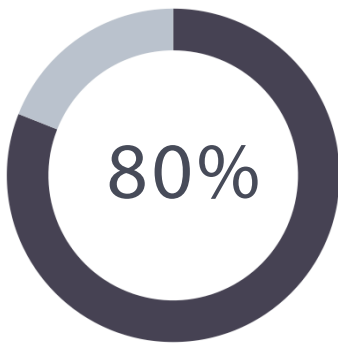


15:1 Institutional grant match to
Federal grant funding

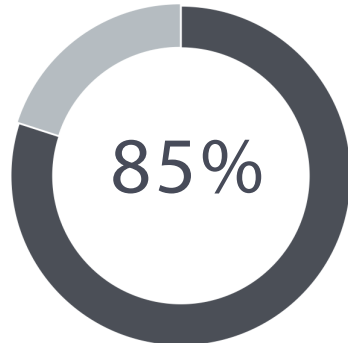
Nearly 600 students, 13% of undergraduates, have extremely high need & receive SEOG funds



80 percent of undergraduates receive institutional grants or scholarships



85 percent of independent students are from Michigan



200 post 9/11 veterans enrolled
(4% of undergrads at independents)

5% One of lowest student loan default rates in the nation
(national avg. 11%)

MICU MEMBERS

Adrian College

Albion College

Alma College

Andrews University

Aquinas College

Baker College

Calvin College

Cleary University

College for Creative
Studies

Concordia University -
Ann Arbor

Cornerstone University

Davenport University

Finlandia University

Hope College

Kalamazoo College

Kettering University

Lawrence Technological
University

Madonna University

Marygrove College

Northwood University

Olivet College

Siena Heights University

Spring Arbor University

University of Detroit
Mercy

Walsh College



micolleges.org

One Michigan Ave., Suite 950, Lansing, MI 48933
(517) 372-9160