

INDEPENDENT STUDENTS AT-A-GLANCE

Data from Michigan's independent, non-profit higher education institutions, 2018

- ✓ 109,964 students enrolled
- ✓ 21,547 degrees awarded
- ✓ 12,911 Bachelor's degrees awarded

4 out of 10 undergraduates receive Pell grants



6 out of 10 students are women
6 out of 10 degrees are awarded to women



3 out of 10 students are minorities
3 out of 10 degrees are awarded to minorities



8 out of 10 undergraduates receive institutional grants or scholarships



80% undergraduate retention rate

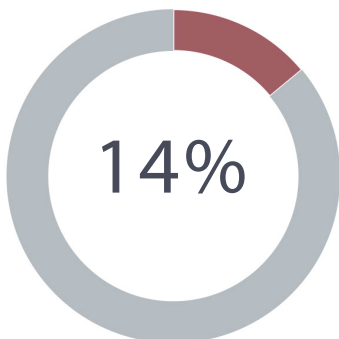
⚙️ \$1 billion institutional grants & discounts

⚙️ \$14,025 average scholarship/grant

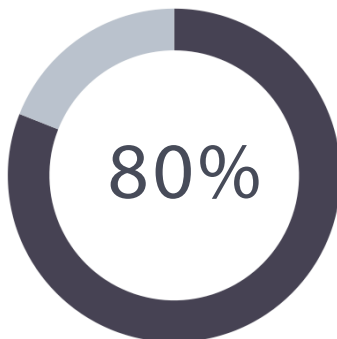
⚙️ 13:1 student to faculty ratio

10:1 Institutional grant match to Federal grant funding

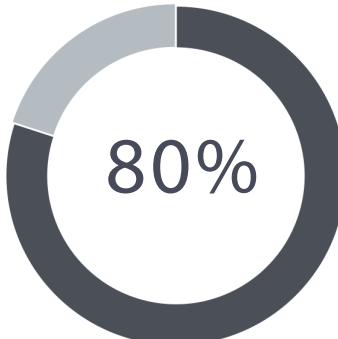
Over 10,000 students, 14% of undergraduates, have extremely high need & receive SEOG funds



80 percent of undergraduates receive institutional grants or scholarships



80 percent of independent students are from Michigan



2,069 post 9/11 veterans enrolled (2.4% of undergrads at independents)

5% One of lowest student loan default rates in the nation (national avg. 11%)

MICU MEMBERS

Adrian College

Albion College

Alma College

Andrews University

Aquinas College

Baker College

Calvin College

Cleary University

College for Creative
Studies

Concordia University -
Ann Arbor

Cornerstone University

Davenport University

Finlandia University

Hope College

Kalamazoo College

Kettering University

Lawrence Technological
University

Madonna University

Marygrove College

Northwood University

Olivet College

Siena Heights University

Spring Arbor University

University of Detroit
Mercy

Walsh College



micolleges.org

One Michigan Ave., Suite 950, Lansing, MI 48933
(517) 372-9160