

MICU

MICHIGAN
INDEPENDENT
COLLEGES & UNIVERSITIES

Michigan Independent Colleges & Universities

Private colleges, public purpose

Robert LeFevre, MICU President

Presentation for the Michigan House Higher Education Committee - 4/12/23

- MICU introduction
- College enrollment in Michigan
 - Financial aid utilization
- Student debt and the cost of college
 - Building the future workforce

MICHIGAN'S INDEPENDENT, NOT-FOR-PROFIT COLLEGES AND UNIVERSITIES

MICU MICHIGAN
INDEPENDENT
COLLEGES & UNIVERSITIES



1. Adrian College
2. Albion College
3. Alma College
4. Andrews University
5. Aquinas College
6. Baker College
- A. Cadillac
- B. Jackson
- C. Muskegon
- D. Owosso
- E. Royal Oak
- F. Port Huron, CIM
7. Calvin University
8. Cleary University
9. College for Creative Studies
10. Concordia University
11. Cornerstone University
12. Davenport University
- G. Detroit - Warren
- H. Detroit - Midtown
- I. Grand Rapids - Cook Center
- J. Grand Rapids - W.A. Lettinga
- K. Kalamazoo
- L. Lansing
- M. Midland
- N. Traverse City
13. Finlandia University
14. Hope College
15. Kalamazoo College
16. Kettering University
17. Lawrence Technological University
18. Madonna University

19. Northwood University
20. Olivet College
21. Rochester University
22. Siena Heights University
23. Spring Arbor University
24. University of Detroit Mercy
25. Walsh College

TO LEARN MORE, PLEASE VISIT WWW.MICOLLEGES.ORG/MEMBERS

MICU MICHIGAN
INDEPENDENT
COLLEGES & UNIVERSITIES



Andrews University

AQUINAS COLLEGE



FINLANDIA
UNIVERSITY



Kettering
UNIVERSITY



WALSH.

- **25 institutions**

- **70,000 students**

- 20% of the state's bachelor's seeking undergrads & 30% of state's bachelor's seeking undergrads over the age of 25.

- **16,850 degrees & certificates/yr**
 - 20% of the state's bachelor's degrees annually
- **10% of undergrads transferred from a community college**
- **11:1 Student to faculty ratio**


3 out of 10 undergraduates receive Pell grants*



6 out of 10 students are women
6 out of 10 degrees are awarded to women



4 out of 10 students are people of color
4 out of 10 degrees are awarded to students of color



Sector comparison

Pell Students

- 28% Public Universities
- 30% Community Colleges

Women

- Public Universities
 - 55% enrolled
 - 56% of the degrees
- Community Colleges
 - 60% enrolled
 - 60% of the degrees

Students of Color

- Public Universities
 - 32% enrolled
 - 33% degrees/certificates
- Community Colleges
 - 36% enrolled
 - 29% degrees/certificates

The college enrollment cliff is dramatic, with fewer and fewer high school grads and fewer of those choosing to attend college.

66% down to **52%**

30,000 fewer students enrolling each year

=

5 freshman classes at independent colleges

2009/2010 compared to 2021/2022

Enrollment in college or university w/in
12 months of HS graduation

Current FAFSA Completion Rates by State

[Download](#)

Michigan

[View State Profile](#)

FAFSA Stats

Completion Rate **43.9%**

Completed Apps **49343**
Year Ago: 49463

Submitted Apps **52328**
Year Ago: 52127

Gr 12 Enrollment **112335**

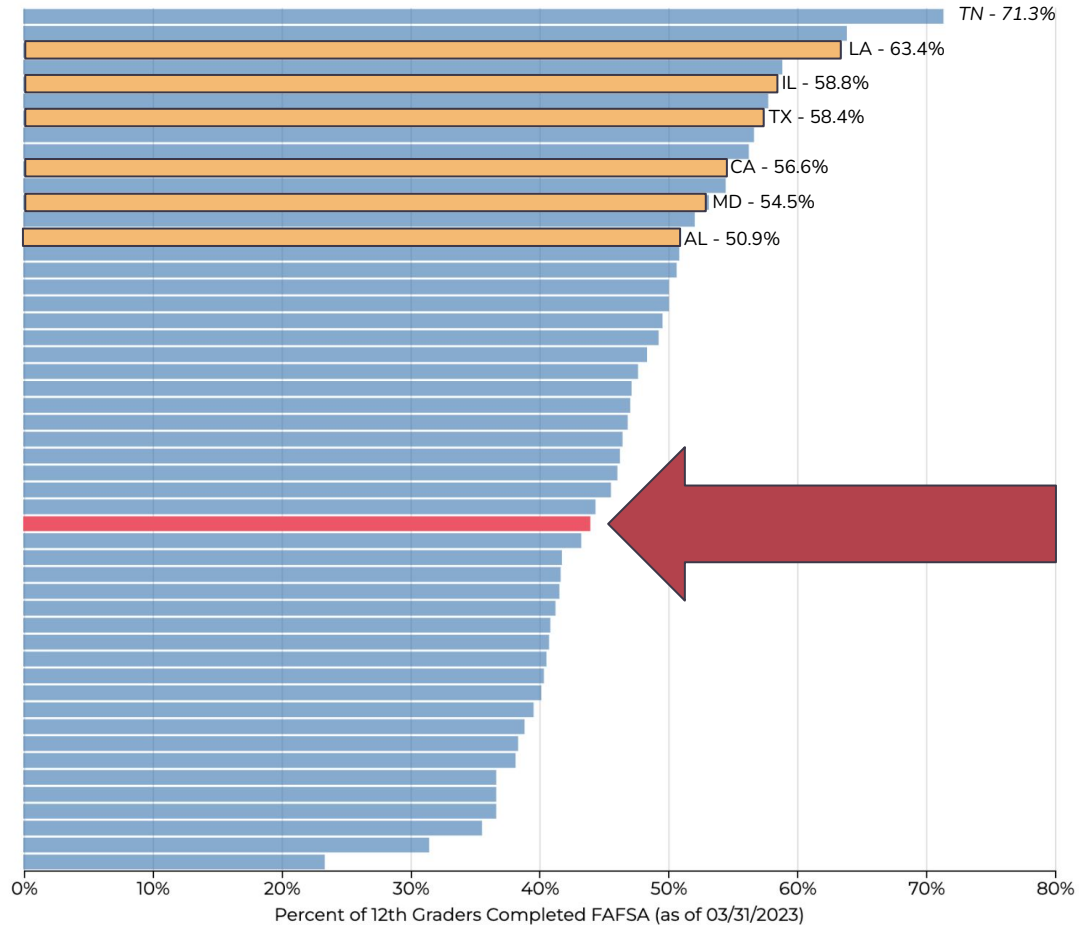
51 States

State - Highlight

Michigan

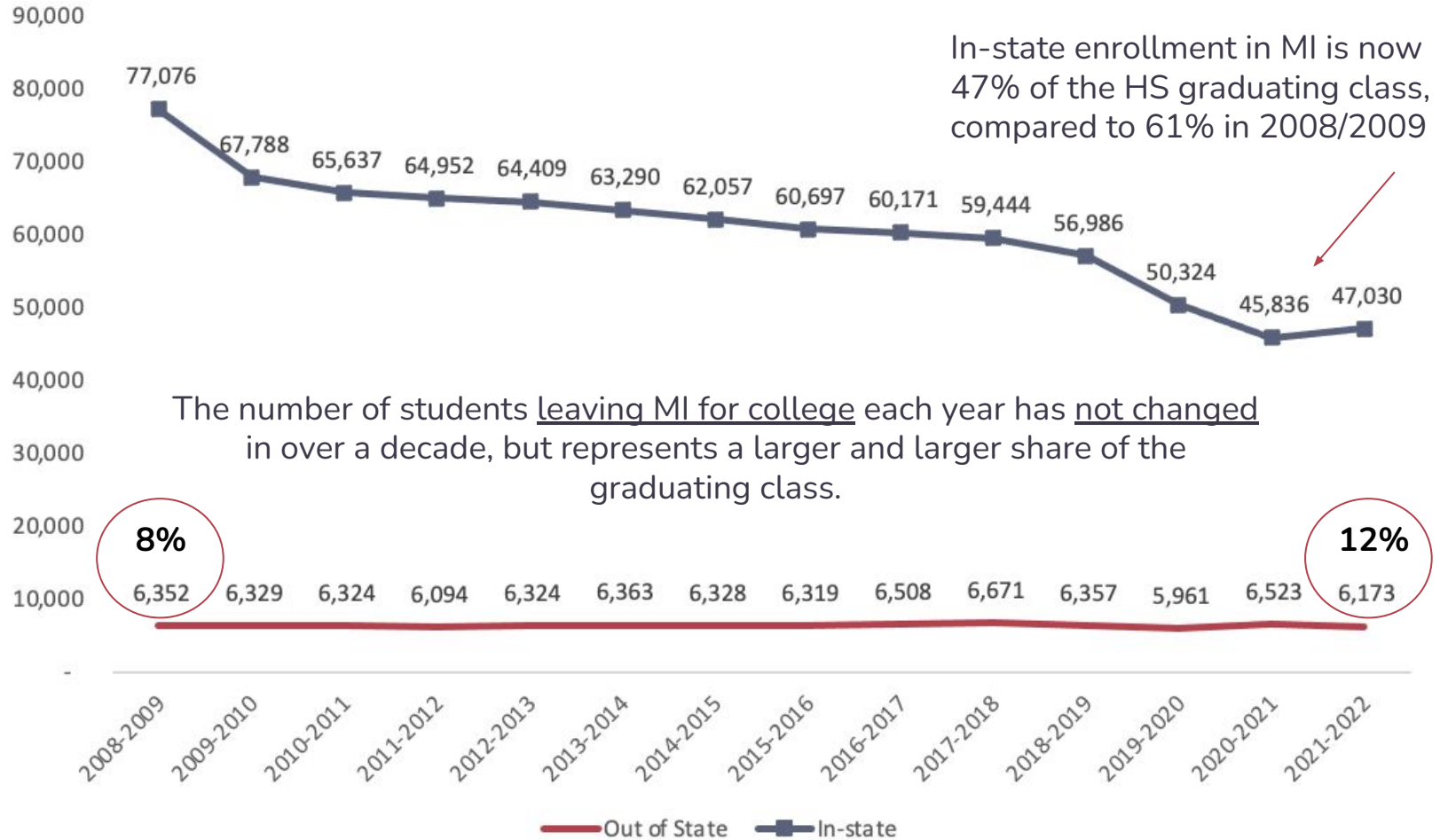
Sort by:

Completion Rate



Michigan's FAFSA completion rate is at 43.9%...

College Enrollment w/in 6-months of HS graduation in Michigan



#DOUBLEPELL

The class of 2022 in Michigan left **\$93,535,584** Pell dollars on the table

Michigan ranks in the **bottom** 11 states nationally for unclaimed Pell funds. 50,000 Michigan high school grads never filled out a FAFSA.

20,605 students in the class of 2022 in Michigan were likely Pell eligible and never filled out a FAFSA. If they had, they may have been able to afford (and attend) college.



■ FAFSA (53%)
■ No FAFSA (47%)

47%

Michigan HS grads who never completed a FAFSA



20,605

Pell eligible students in Michigan who never filled out a FAFSA

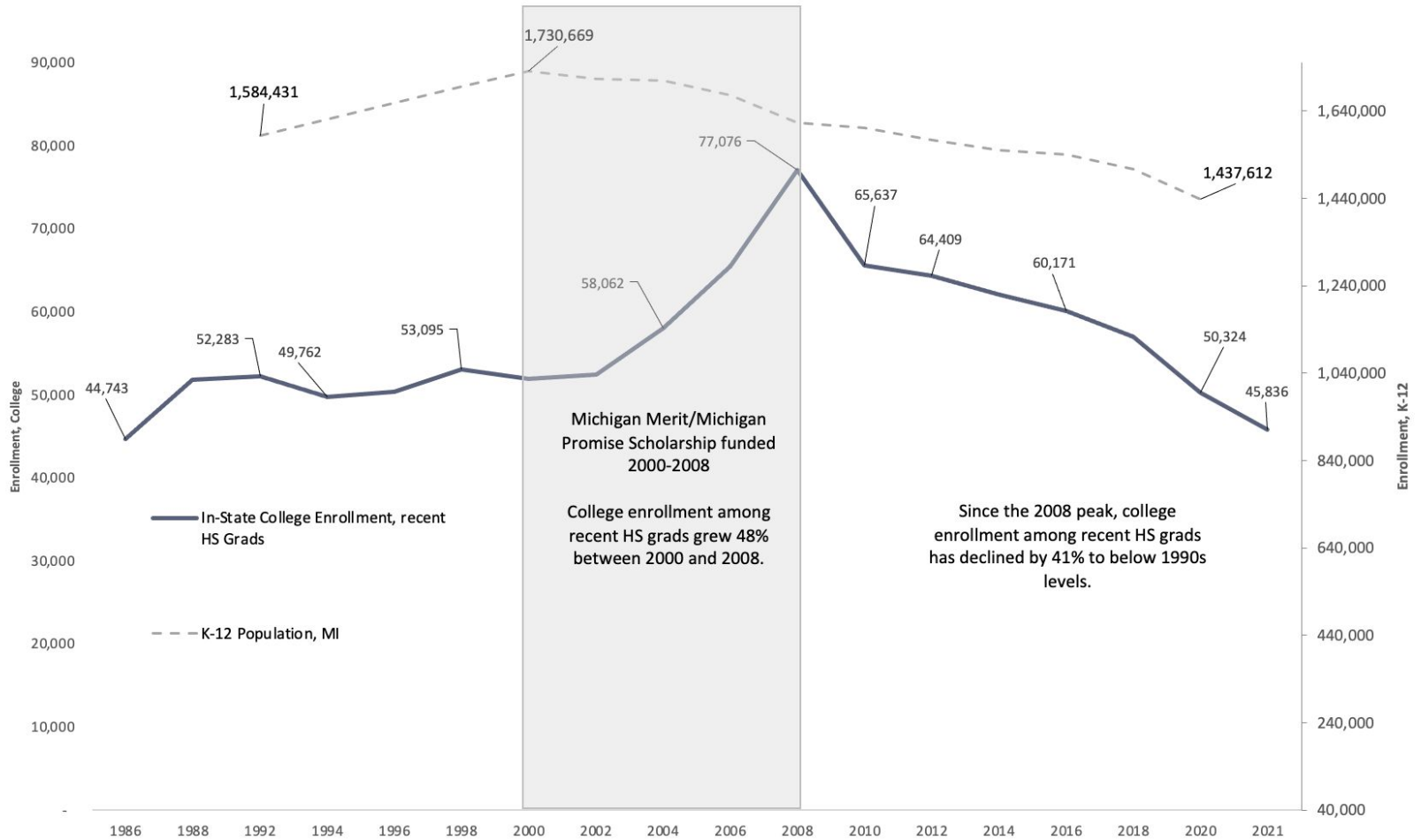


\$94 M

Pell left on the table - MI 2022

**Data from National College Attainment Network*

Enrollment in MI,
Recent MI High School Graduates Enrolled in College and K-12 Population



Undergrad Enrollment 2011 to 2021 - Michigan

All Undergrads

-15%

4-year enrollment

-41%

CC enrollment

Black Students

-31%

4-year enrollment

-51%

CC enrollment

Hispanic Students

+66%

4-year enrollment

+21%

CC enrollment

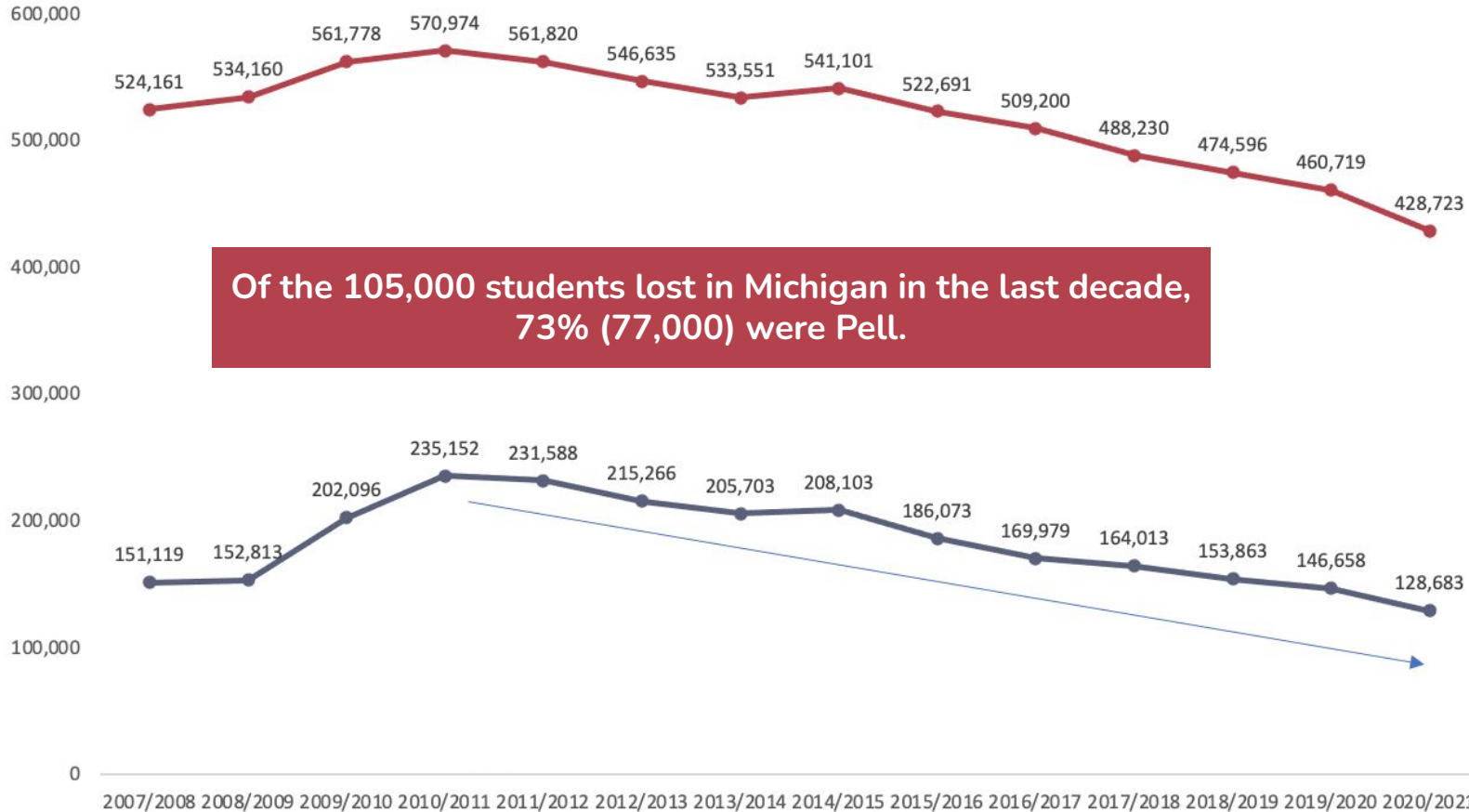
11% of the college population to 9%

14.1% of the Michigan population

3% of the college population to 6%

5.6% of the Michigan population

State of Michigan Pell & Total Undergrad Enrollment 2007/2008 to 2020/2021



Student grants and scholarships - independent colleges MI

97%

Institutional aid (grants & scholarships from the college or university)

33%

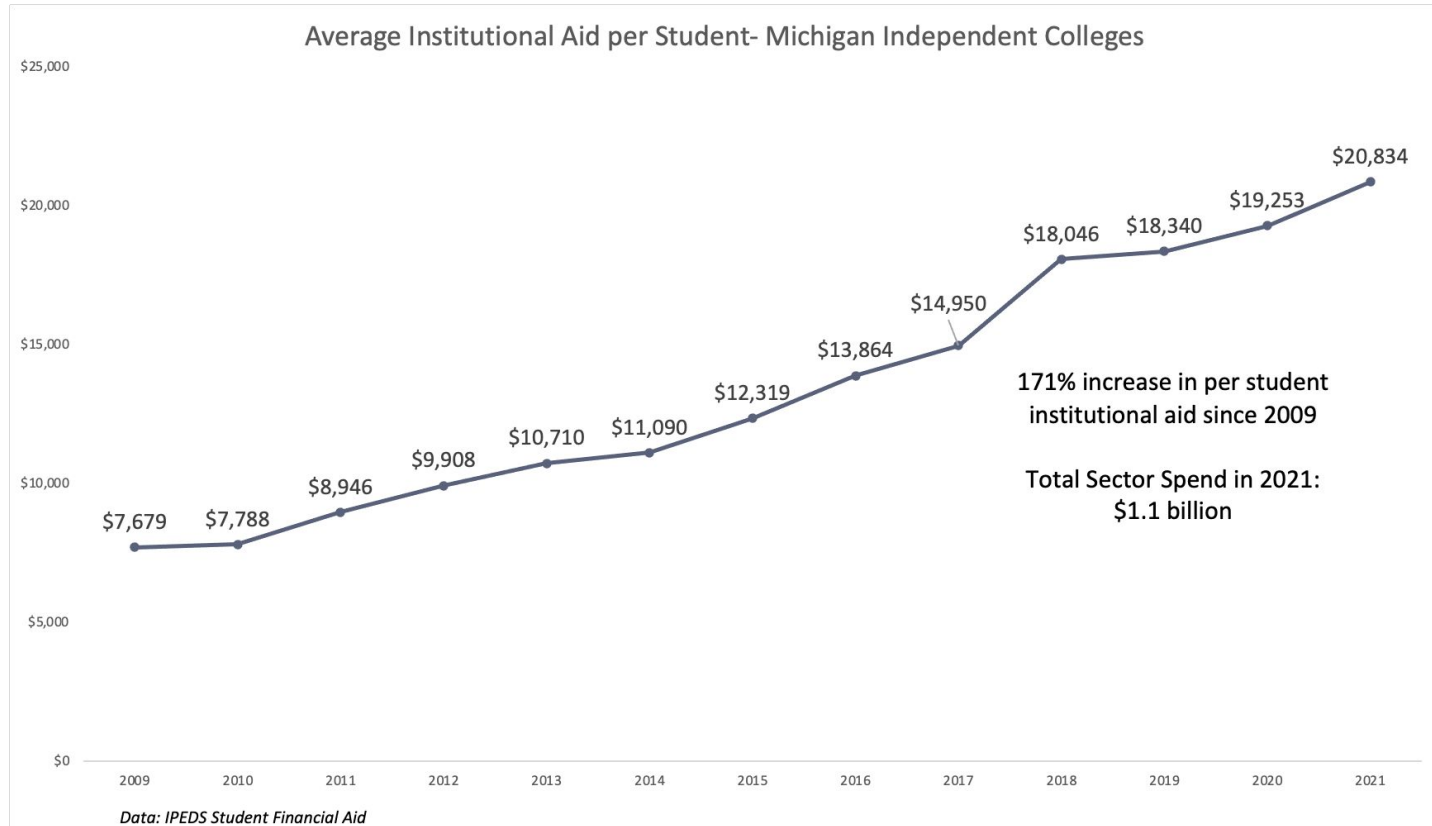
Michigan tuition grant recipients

79%

Projected incoming freshman class with Michigan Achievement Scholarship



Institutional Aid





Student Grants & Scholarships in MI

Michigan currently has about 60k students receiving roughly \$140 million in financial aid from 7 different programs (not including ReConnect)

The Michigan Achievement Scholarship will nearly double the number of students in the system in the 1st year alone and will triple the number of students with aid once fully implemented.

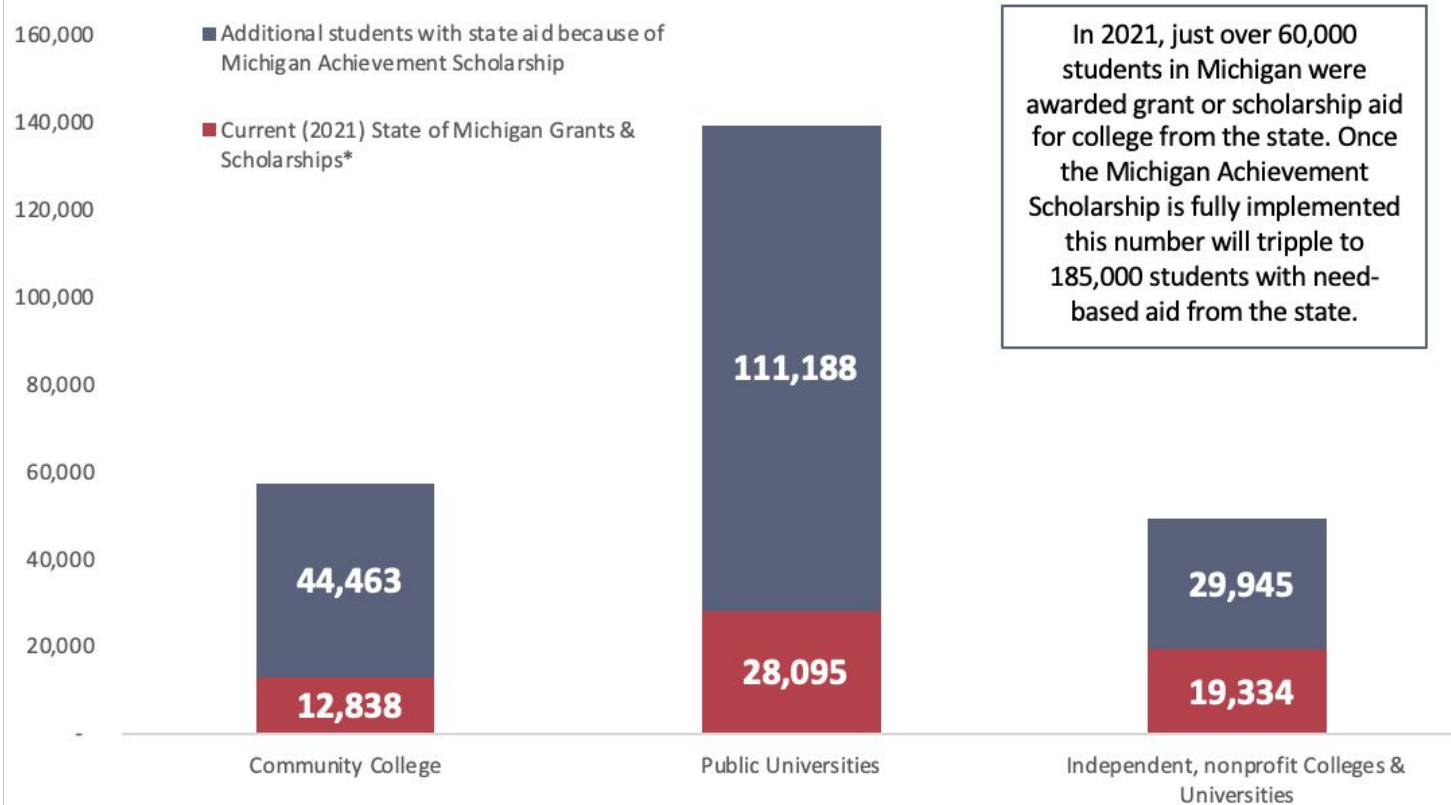
Current Students Receiving State of MI Financial Aid

All Institutions	Community Colleges	Public Universities	Independent Colleges
60,267	12,838	28,095	19,334

New Students Projected with Achievement

All Institutions	Community Colleges	Public Universities	Independent Colleges
185,596	44,463	111,188	29,945

Students with State of Michigan Grants & Scholarships for College



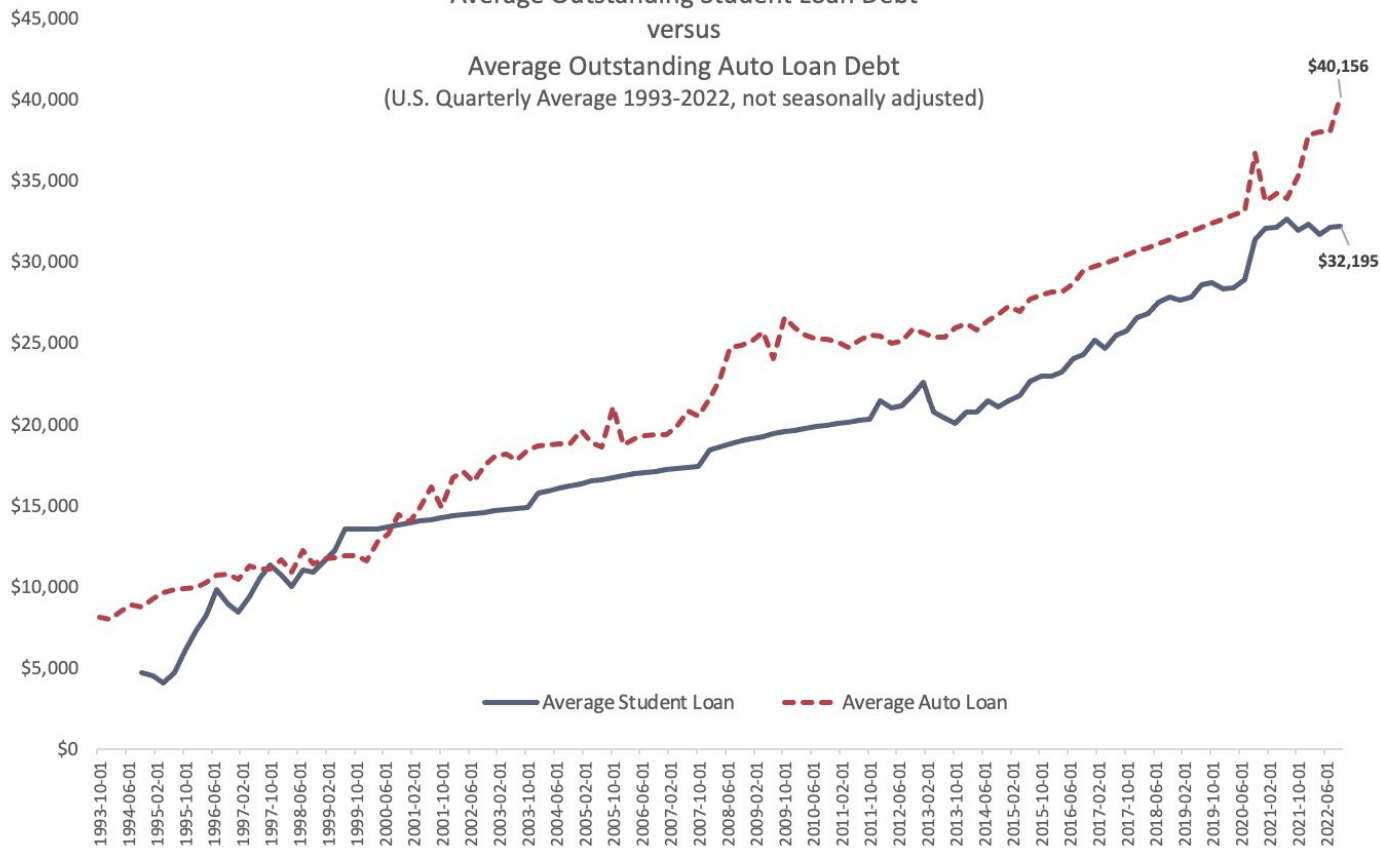
Data: Michigan Department of Treasury, MICU analysis of Michigan Achievement Scholarship projections

* Community College data does not include ReConnect enrollment

Student Debt- current students

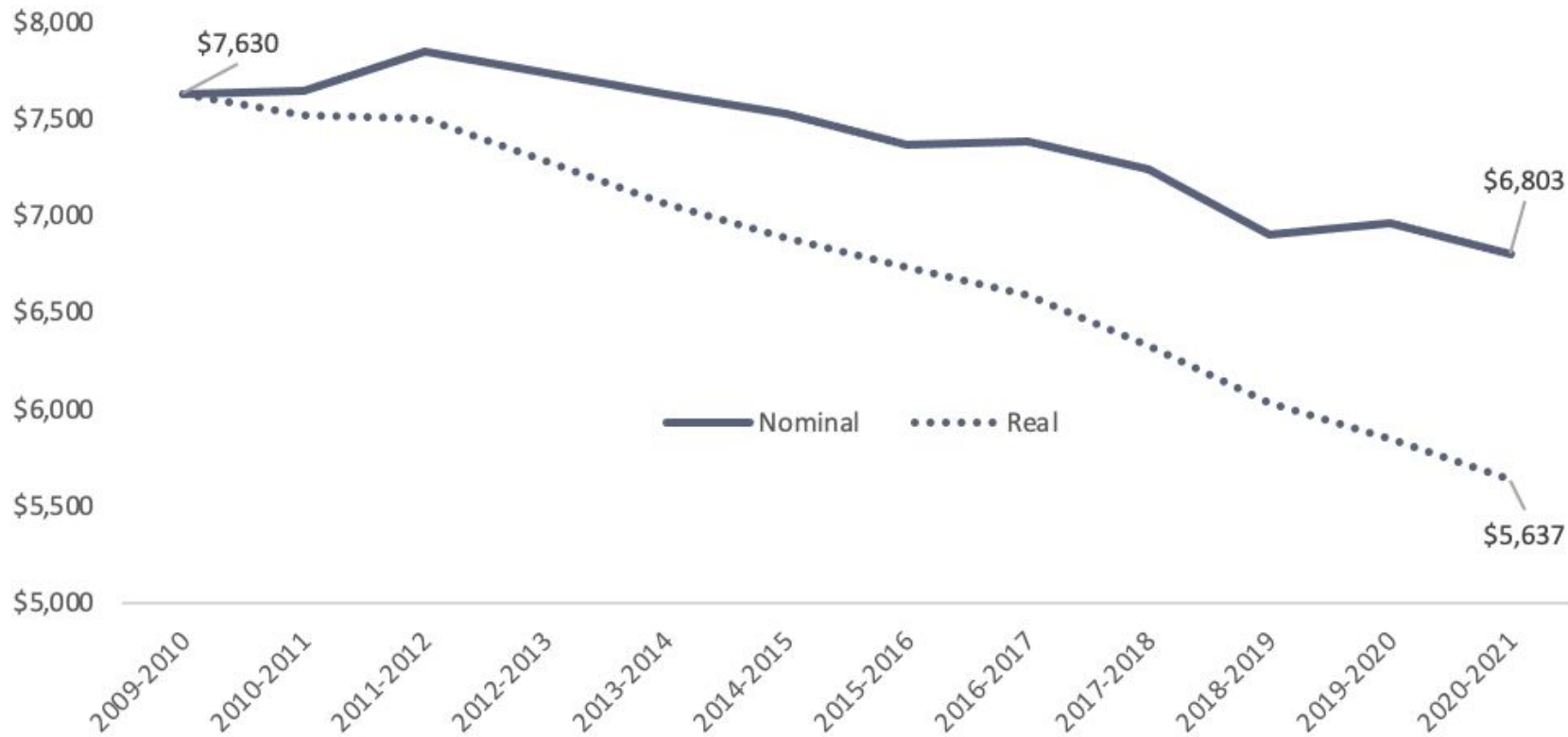
- 54% of undergrads used federal loans in 2021
- 46% of undergrads DO NOT have loans (federal)
- Average loan = \$6,803
 - 11% less in nominal terms and 26% less in 2021 compared to 2009 in real terms
- Average debt for bachelor's degree recipient in MI- **\$30k**
(Parent-PLUS loans and private loans are not included)

Average Outstanding Student Loan Debt
 versus
 Average Outstanding Auto Loan Debt
 (U.S. Quarterly Average 1993-2022, not seasonally adjusted)



Data: St. Louis Federal Reserve, College Board, National Center for Education Statistics, American Community Survey, Edmonds.com
 Analysis: Michigan Independent Colleges and Universities

Average Annual Undergrad Loans Per Student - Michigan



Data: Integrated Postsecondary Education Data System, BLS CPI
Analysis: Michigan Independent Colleges & Universities

Student Debt- National picture

- 56% of debt is owed by graduate students
 - 3% of those with a grad degree owe 20% of the total debt
- 29% of debt is owed by those who used it for a bachelor's
- 7% for associate's degree
- 8% of debt holders never completed

Student Debt- All MI debt holders

- 73% of borrowers owe less than \$30k
- 51% of borrowers owe less than \$15k
- 58% of defaults are for amounts below \$8,600

Completion matters, students who don't graduate are 3x more likely to default



Loan Interest Savings: Achievement

- Average student should receive about \$20,000 from MAS, saving the equivalent in loans
- They would also save about \$18,651 in loan interest. Nearly the same amount as the principal
- An estimated 40,000 will receive the MAS in its first year, starting this fall 2023
- For this cohort of students, **the scholarship will save \$740 million in loan interest payments**



Declining cost of college

Despite population rhetoric and the “sticker price” of college, the real cost for families is declining in Michigan. ***We use average net price of attendance because it includes all costs of attending college, room & board, books, etc. and not just tuition and fees.*

For all undergraduate students attending a 4-year institution, the average net price of attendance in 2012 was \$16,410. In 2021 this rose 16% to \$18,851.

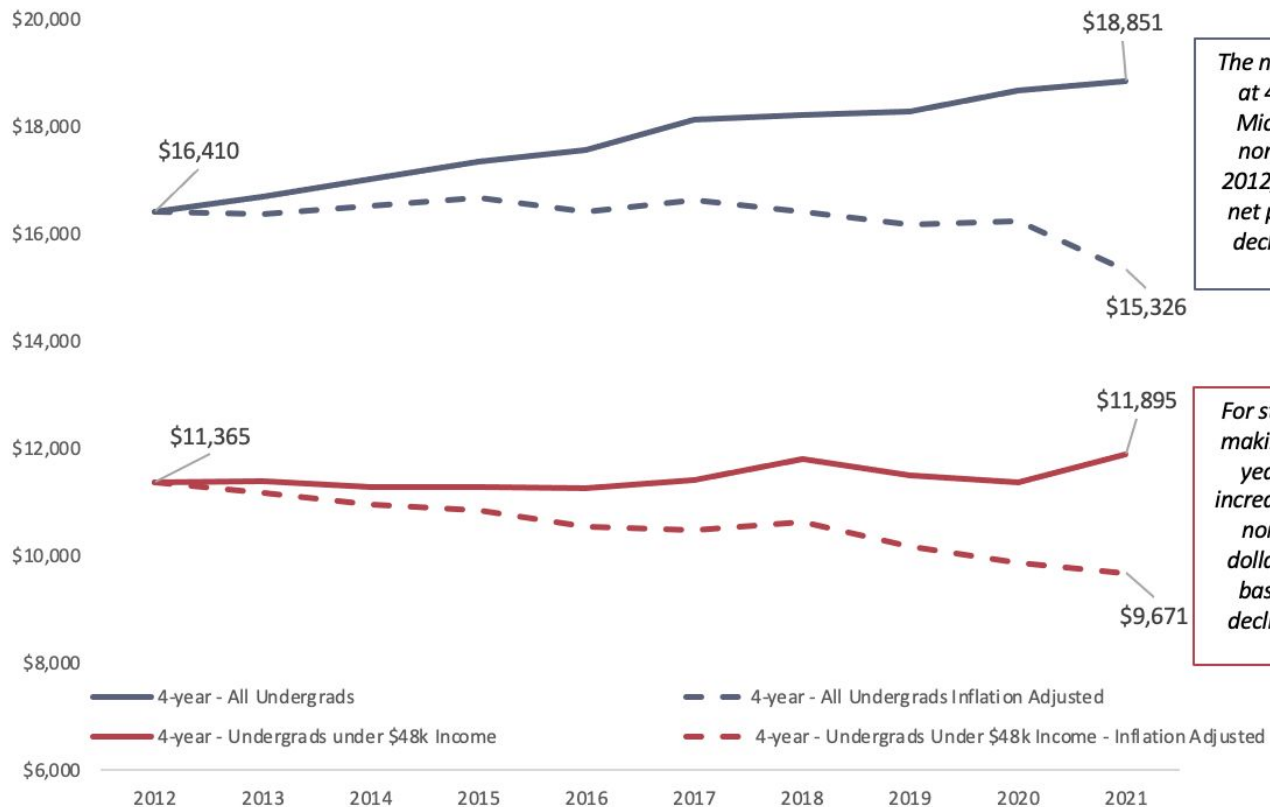
If adjusting for inflation, the 2021 net price in 2012 dollars was actually \$15,326. 15% less than the cost in 2012.

For the poorest students, those from families making \$48k or less annually the net price in nominal terms has not changed, growing a small margin from \$11,365 in 2012 to \$11,895 in 2021.

Adjusting for inflation, the 2021 cost of attendance for students with families making \$48k or less dropped 15%, to \$9,671.

Net Price of Attendance - 4-year Institutions in MI

(All Undergrads and Undergrads Under \$48k Income, Nominal and Inflation Adjusted)



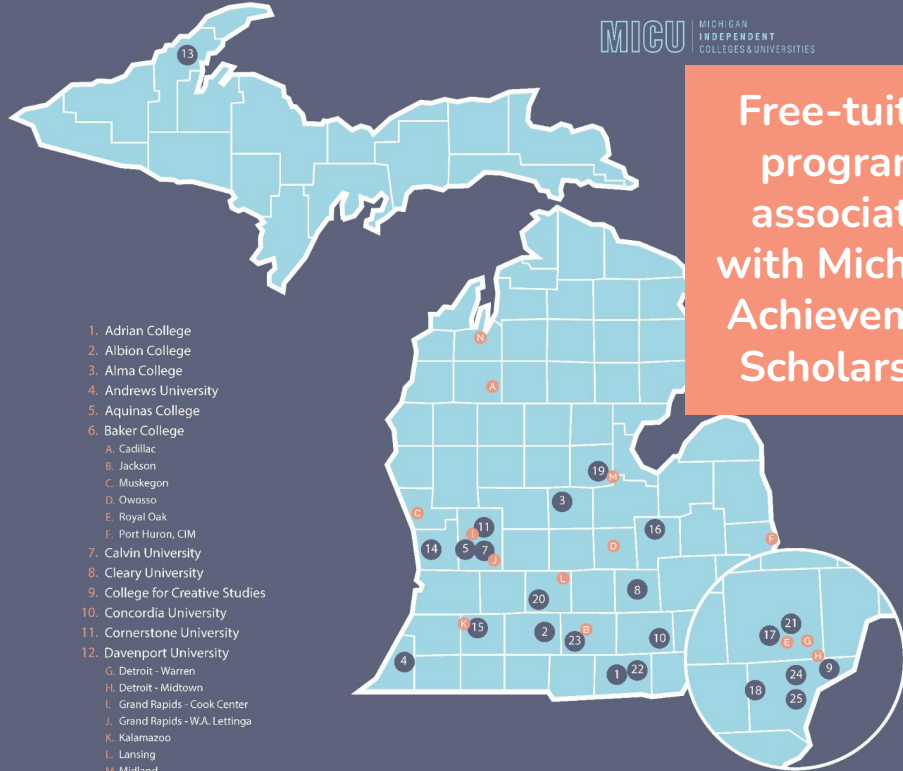
The net price of attendance at 4-year institutions in Michigan has increased nominally by 16% since 2012, but in real terms the net price for students has declined by over \$1,000.

For students from families making less than \$48k per year, the net price has increased a modest \$500 in nominal terms. In real dollars (used 2012 as the base) the net price has declined 15%, by \$1,700.

Data: Integrated Postsecondary Education Data System (IPEDS), BLS CPI Inflation Calculator

MICHIGAN'S INDEPENDENT, NOT-FOR-PROFIT COLLEGES AND UNIVERSITIES

MICU MICHIGAN INDEPENDENT COLLEGES & UNIVERSITIES



Free-tuition programs associated with Michigan Achievement Scholarship

1. Adrian College
2. Albion College
3. Alma College
4. Andrews University
5. Aquinas College
6. Baker College
- A. Cadillac
- B. Jackson
- C. Muskegon
- D. Owosso
- E. Royal Oak
- F. Port Huron, CIM
7. Calvin University
8. Cleary University
9. College for Creative Studies
10. Concordia University
11. Cornerstone University
12. Davenport University
- G. Detroit - Warren
- H. Detroit - Midtown
- I. Grand Rapids - Cook Center
- J. Grand Rapids - W.A. Lettinga
- K. Kalamazoo
- L. Lansing
- M. Midland
- N. Traverse City
13. Finlandia University
14. Hope College
15. Kalamazoo College
16. Kettering University
17. Lawrence Technological University
18. Madonna University
19. Northwood University
20. Olivet College
21. Rochester University
22. Siena Heights University
23. Spring Arbor University
24. University of Detroit Mercy
25. Walsh College

MICU MICHIGAN INDEPENDENT COLLEGES & UNIVERSITIES



Andrews University

AQUINAS COLLEGE



COLLEGE for CREATIVE STUDIES



DAVENPORT UNIVERSITY

FINLANDIA UNIVERSITY



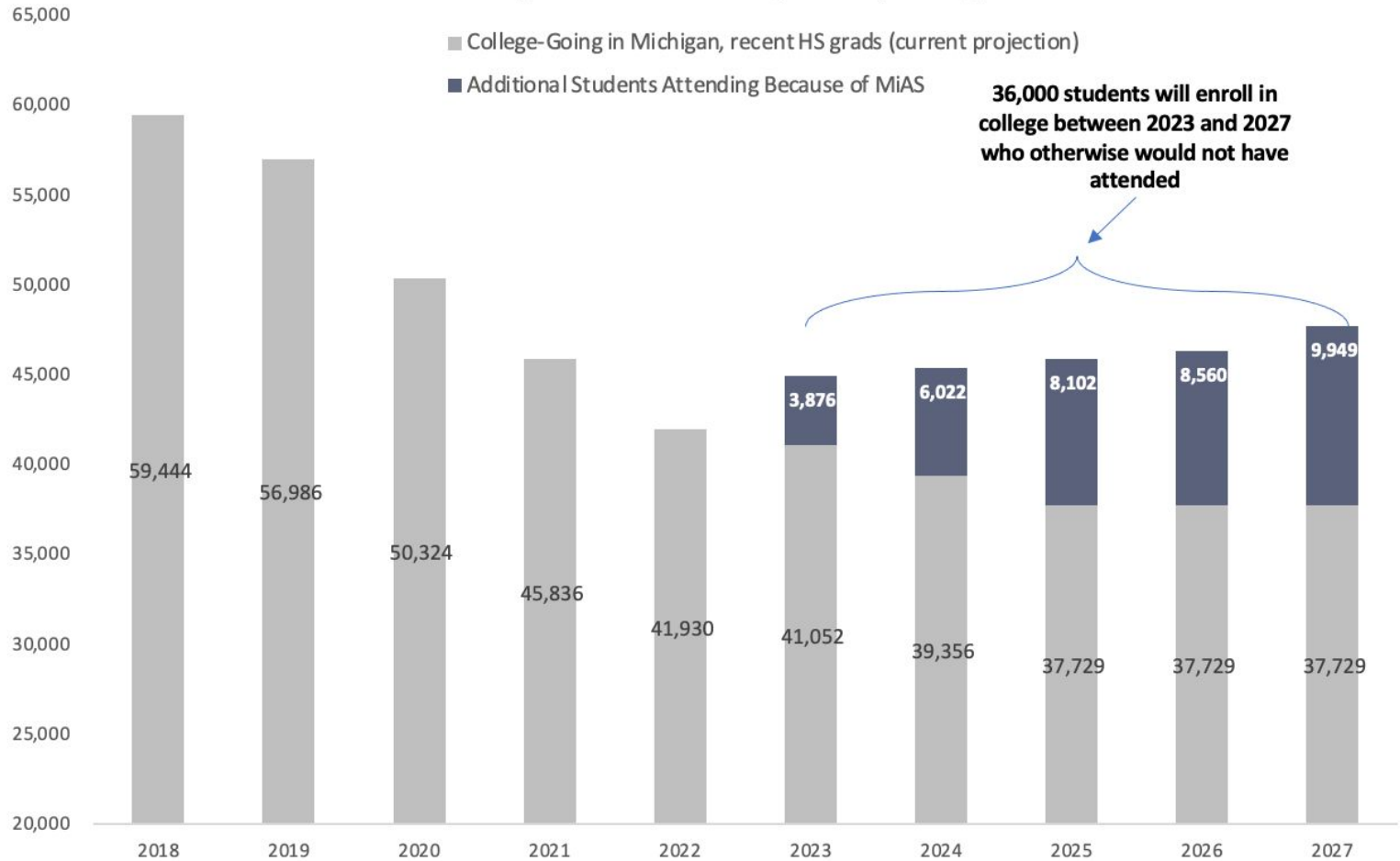
Kettering UNIVERSITY



WALSH.

TO LEARN MORE, PLEASE VISIT WWW.MICOLLEGES.ORG/MEMBERS

In-State College Enrollment & Projections, Michigan 2018-2027



Data: MI School Data, projections from MICU & Senate Fiscal Agency

Thank you!

Questions?

Robert LeFevre
rlefevre@micolleges.org

Colby Spencer Cesaro
ccesaro@micolleges.org

